
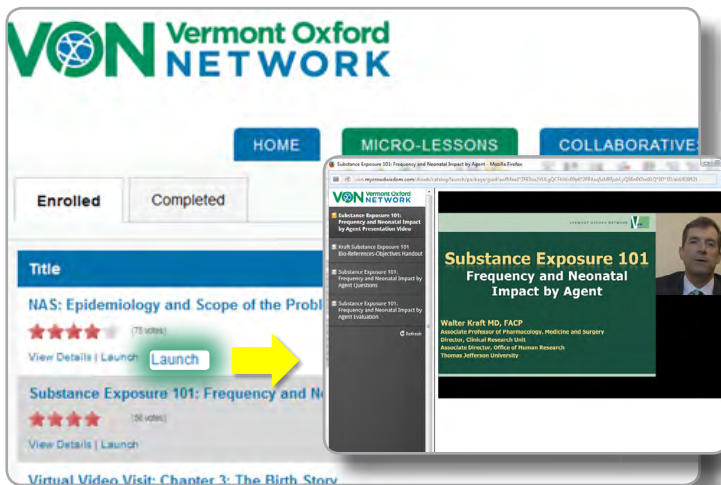


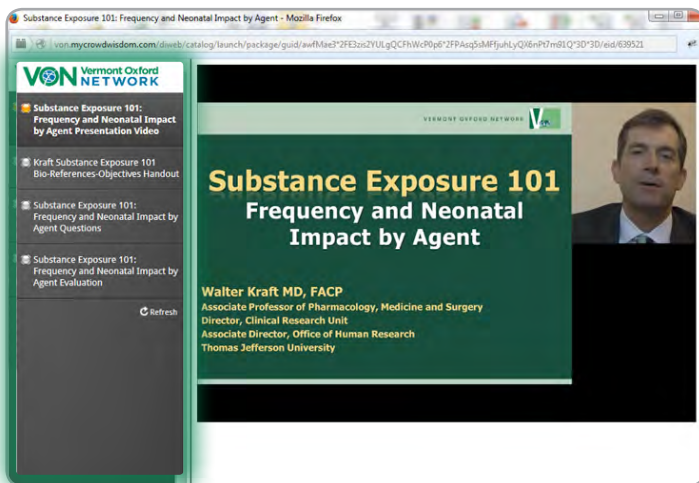
How to Launch a Micro-Lesson



After you log in, click the **Micro-Lessons** tab.



Click **Launch** to launch the Micro-Lesson. The Micro-Lesson window should pop-up in front of your current screen. If you do not see the Micro-Lesson, check to see if it opened behind an open window.



Each Micro-Lesson contains a multitude of items including:

- Video(s)
- Handout(s)
- Facilitator guide(s)
- An evaluation
- Post-questions.

The left of the Micro-Lesson window will list all items included.

Learners will need to view and complete **all** videos, facilitator guides, evaluations, and questions for a Micro-Lesson to be marked as “complete” and generate a credit certificate (handouts are optional).