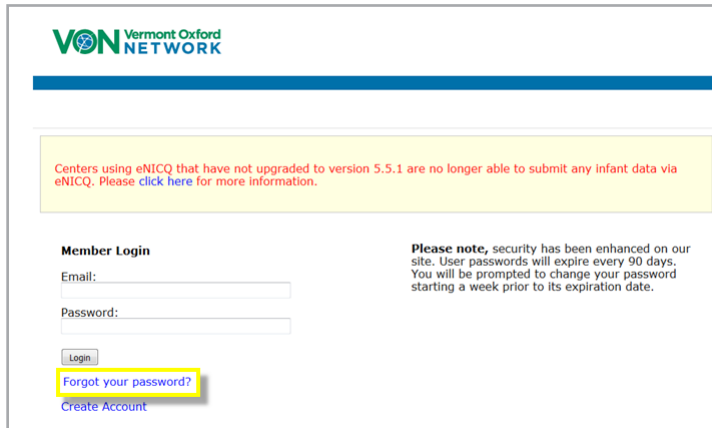


# How to Set/Reset Your VON Password

## Step 1



**VON Vermont Oxford NETWORK**

Centers using eNICQ that have not upgraded to version 5.5.1 are no longer able to submit any infant data via eNICQ. Please [click here](#) for more information.

**Member Login**

Email:

Password:

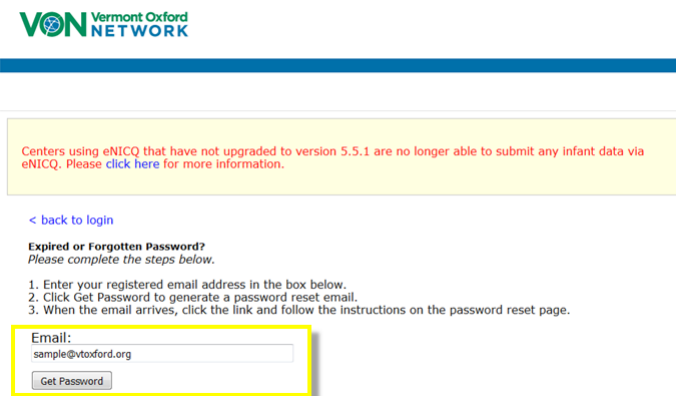
**Forgot your password?**

[Create Account](#)

**Please note,** security has been enhanced on our site. User passwords will expire every 90 days. You will be prompted to change your password starting a week prior to its expiration date.

1. Go to [www.vtoxford.org/LMS](http://www.vtoxford.org/LMS) and click *Forgot your password?*

## Step 2



**VON Vermont Oxford NETWORK**

Centers using eNICQ that have not upgraded to version 5.5.1 are no longer able to submit any infant data via eNICQ. Please [click here](#) for more information.

[< back to login](#)

**Expired or Forgotten Password?**  
Please complete the steps below.

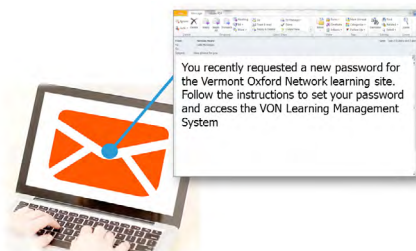
1. Enter your registered email address in the box below.
2. Click Get Password to generate a password reset email.
3. When the email arrives, click the link and follow the instructions on the password reset page.

Email:

2. Enter your email and click *Get Password*.

If users receive an invalid email message, please contact Brian George at [bgeorge@vtoxford.org](mailto:bgeorge@vtoxford.org).

## Step 3



You will then receive an email from VON that will have instructions to reset your password.